






PZ23-1200017

03/05/2025



- COLOR SCHEME KEY**

- | | | |
|---|---|--|
| 1 |  | MAIN
SW 7100
ARCADE WHITE |
| 2 |  | DETAIL COLOR
SW 7011
NATURAL CHOICE |
| 3 |  | FASCIAS/ BRACKETS
SW 7045
INTELLECTUAL GRAY |
| 4 |  | RAILINGS/WINDOWS/
DOOR FRAMES
SW 7048
URBANE BRONZE |
| 5 |  | ROOFS
CEMENT ROOF TILES
SW 7047
PORPOISE |

GARAGE TYPE 1-C - PLANS AND ELEVATIONS

SCALE: $1/8" = 1' - 0"$

PZ23-12000017
01/15/2025